

# ApexNRGRIDER

Real-Time Handpiece measurements

For the first time, it is now possible to digitally measure and read the position of the file with the handpiece in **Real-time.**

The Rider is a Digital apex locator designed to work with a handpieces giving real-time measurements

A new concept in accuracy and reliability



**MEDICNRG™**  
Precise Endo Technology

Optimizing Your Endo Performance

# ApexNRGRIDER

Real-Time Handpiece measurements

A new concept in accuracy and reliability

## One apex locator, Two applications

Use the same device first for **manual measurement**, then for use with **a rotary handpiece**.

Achieve continuous, accurate in real-time readings of the file location even during rapid movement of the handpiece.

Maintain maximum control and accuracy throughout the entire canal preparation procedure.



# ApexNRGRIDER

Real-Time Handpiece measurements

A new concept in accuracy and reliability

3 Modes of operation: **Riding**



**MEDICNRG™**  
Precise Endo Technology

Optimizing Your Endo Performance

# ApexNRGRIDER

Real-Time Handpiece measurements

A new concept in accuracy and reliability

3 Modes of operation: **Satellite**




# ApexNRGRIDER

Real-Time Handpiece measurements

A new concept in accuracy and reliability

3 Modes of operation: **Manually**



# ApexNRGRIDER

Real-Time Handpiece measurements

A new concept in accuracy and reliability



The **Rider** can be attached to most micro-motors, and suits most models of E-type micro-motors.

The measuring current is transmitted to the file via the metal bridge.



# ApexNRGRIDER

Real-Time Handpiece measurements

A new concept in accuracy and reliability

**Universal connector**  
For most handpiece available



# ApexNRGRIDER

Real-Time Handpiece measurements

A new concept in accuracy and reliability



'Satellite' mode - connected by the universal connector



**MEDICNRG™**  
Precise Endo Technology

Optimizing Your Endo Performance




# ApexNRGRIDER

Real-Time Handpiece measurements

A new concept in accuracy and reliability

A traditional File Holder can be used as well in a "Satellite Mode" when other options had been found inapplicable



# ApexNRGRIDER

Real-Time Handpiece measurements

A new concept in accuracy and reliability

Easy to use, lightweight at 26 grams, display angle can be adjusted to the practitioner's line of view.



**MEDICNRG™**  
Precise Endo Technology

Optimizing Your Endo Performance

# ApexNRGRIDER

Real-Time Handpiece measurements

A new concept in accuracy and reliability

## Benefits

**Certainty** of the file location in the canal, in real-time, throughout the process.

## Safety & Confidence

Security and peace-of-mind while performing the entire endo procedure.

## Optimization & Accomplishment

Uniform and optimal canal preparation all the way to the apical constriction (0.0 mm) with the final shaping file.



# ApexNRGRIDER

Real-Time Handpiece measurements

A new concept in accuracy and reliability

## Benefits

### Time Saving & Cost Reducing

The Rider shortens the procedure time, thereby reducing costs. There is no need to finish the canal preparation with a manual file, as the last NiTi shaping file can safely be used to the apical constriction.

### Convenient & Straightforward

Easy to use, lightweight at 26 grams, display angle can be adjusted to the practitioner's line of view.



# ApexNRGRIDER

Real-Time Handpiece measurements

A new concept in accuracy and reliability

## Benefits

### Flexible Configuration

Three modes of use for full compatibility with the practitioner's work habits; "Riding" the handpiece, "Satellite" - connected by cable to the contra-angle (disassembled), or "Manual" measurement mode.



# ApexNRGRIDER

Real-Time Handpiece measurements

A new concept in accuracy and reliability



## The Rider Features

### Sensitivity

Each minute movement of the file is read and displayed in real-time.

### Continuity of Measurement

The Rider is used throughout the entire process, whether measuring manually or preparing the canal with a rotary handpiece. This continuity ensures uniform and reliable results.

### Credibility & Reliability

**Trustworthy:** The micro-processor (computer) is managed by firmware and the Rider has minimal components, ensuring a constant level of accuracy for the duration of the device's life.

**Accurate:** The smart algorithm constantly adjusts the measuring current to changing canal conditions during measurement. The same level of accuracy is available whether measuring canals with various irrigants such as Sodium Chloride, Chlorhexidine, Hydrogen Peroxide, etc.

**Dependable:** Measures and displays the file location each 5/100ths of a second.

# ApexNRGRIDER

Real-Time Handpiece measurements

A new concept in accuracy and reliability



**MEDICNRG™**  
Precise Endo Technology

Optimizing Your Endo Performance

# ApexNRGRIDER


Real-Time Handpiece measurements

A new concept in accuracy and reliability

## Background

The main objective of non-surgical endodontic treatment is *thorough debridement of the root canal* which is achieved by cleaning and shaping using rotary or hand files.

The utmost importance is to remain within the confines of root canal during instrumentation to avoid damage to the periapical tissues, while preparing the canal to the correct working length.





## A new concept in accuracy and reliability

### Sensitivity, safety and control of the file's location: Comparison between rotary handpiece and manual file usage

**When using a manual file**, there is a much higher level of sensitivity and control of the force applied to the advancement of the file. The advancement is slower and controlled. Therefore, it is easier to measure the file's motion and location using an apex locator.

**When using a rotary handpiece**, vertical forces are applied to the advancement of the file via the automatic handpieces.

Visual observation is limited and relies upon the rubber stopper. The control of the location of the file in the last 1-2 mm of the apical region is very problematic. It is difficult to measure location, especially due to the length and rapid movement of the file.

**Therefore the quality and swiftness of canal preparation using a handpiece is always in conflict with the safety of the procedure**

# ApexNRGRIDER

Real-Time Handpiece measurements

A new concept in accuracy and reliability

## Why are the existing apex locator / handpiece integrations unreliable?

Analog devices have a naturally slower response time, which is not very perceptible when performing manual measurements. But this delayed response time becomes a huge obstacle to reliable measurements when using rotary handpieces. The swift rotation and continuous penetrating movement impede the apex locator's ability to gauge where the file is in a timely, in real-time manner.

When faced with the choice of no measurement or using an unreliable integrated apex locator, many dentists have decided that no measurement is a better option. This is the reason that the integrated handpiece / EAL's with torque and speed control have not really been able to grab a significant market share.

## A new concept in accuracy and reliability

### Quality or Safety?

The rubber stopper indicates that the NiTi file has reached (about !) 2 mm from the apical constriction. **What to do now?**

- Some dentists will put aside the rotary handpiece and use a manual file until the working length is reached.
- Some will try to reduce the vertical forces and continue until an estimated length short of 1-0.5 mm is reached, finishing the preparation there.
- Some will take a chance of over-instrumentation and advance to the full working length.
- Some will gamble upon the analog apex locator integrated in their handpiece control box.

**Whichever option is chosen, the dentist will need to either compromise quality or safety.**

# ApexNRGRIDER

Real-Time Handpiece measurements

A new concept in accuracy and reliability

**So how can we improve reliability AND allow the safe use of a rotary handpiece with an integrated apex locator?**

Preparing a canal with a rotary handpiece greatly enhances the quality by enabling of the Sodium Hypochlorite to reach the end of the canal, overcoming the capillarity of the irrigants.

Therefore, it is important for the NiTi file to reach the apical constriction. In order to do so, maximum control of the file's location is critical, to ensure there is no damage to the apical tissue.

### So how do we do that?

#### We need to find an apex locator that:

- Measures with a tolerance of 0.1 mm
- Has swift, on-line response, continuously reading the file's motion.
- Is located on or near the handpiece, ensuring that the display will always be within the dentist's line of vision.
- Is lightweight apex locator, without added weight to impair the use of the handpiece.
- Has an easy to read, milli-metric display, with audible alarms that change frequency as the file approaches the apical constriction.
- An audible alarm.
- Can be used to measure canal length with *or* without the handpiece.
- Automatically calibrates the measuring current to the actual conditions: wet, dry or bleeding Has a long warranty period (at least 4 years).